


WOOD COUNTY, TEXAS
COMBINED STATEMENT OF CASH ACCOUNTS ACTIVITY
FOR THE MONTH ENDING FEBRUARY 2020



FUND CODE	FUND NAME	PRIOR-MONTH			TRANSFER		Net Change	CASH BALANCE 2/29/2020
		CASH BALANCE 1/31/2020	RECLASSES	01/31/2020	IN(OUT)	DISBURSEMENTS		
BUDGETED FUNDS								
OPERATING FUNDS								
100	General	\$ 21,342,509.08	\$ 199.69	\$ 21,342,708.77	\$ 2,297,776.78	\$ (1,287,803.99)	\$ 1,805.62	\$ 22,354,487.18
200	Road and Bridge Fund	6,259,452.29		6,259,452.29	823,486.57	(338,037.18)	(55.62)	6,744,846.06
270	Tobacco Settlement Fund	96,829.94		96,829.94	0.00	0.00	0.00	96,829.94
Total Operating Funds		\$ 21,421,254.89	\$ 199.69	\$ 27,698,991.00	\$ 3,121,263.35	\$ (1,625,841.17)	\$ 1,750.00	\$ 29,196,163.18
SPECIAL REVENUE FUNDS								
230	CC-Records Mgmt. & Preservation	770,662.31		770,662.31	11,181.25	0.00	0.00	781,843.56
231	General Records Mgmt. & Preservation	37,185.64		37,185.64	847.64	(504.38)	0.00	37,528.90
232	CC-Records Archive Fee	477,305.17		477,305.17	10,422.39	0.00	0.00	487,727.56
234	Courthouse Security	66,530.30		66,530.30	2,023.44	(2,430.08)	(1,750.00)	64,373.68
235	Hotel and Motel Tax	192,360.09		192,360.09	15,755.31	(14,545.46)	0.00	193,569.94
236	Child Welfare	6,403.05		6,403.05	48.84	0.00	0.00	6,451.89
238	Crime Victims Services	5,714.96		5,714.96	7.90	0.00	0.00	5,722.86
239	Justice Court Technology	69,970.72		69,970.72	842.33	(1,503.31)	0.00	68,309.74
240	DC-Records Mgmt & Preservation	27,929.15		27,929.15	264.93	(8,892.76)	0.00	19,301.32
241	JP Building Security Fee	8,950.97		8,950.97	209.59	(48.00)	0.00	9,112.56
242	Elections Special	61,346.36		61,346.36	84.71	0.00	0.00	61,431.07
243	Guardianship	59,048.74		59,048.74	461.85	0.00	0.00	59,510.59
244	CC-Technology	8,001.76		8,001.76	47.07	0.00	0.00	8,048.83
245	DC-Technology	19,160.92		19,160.92	226.74	0.00	0.00	19,387.66
246	DC-Records Archive Fee	57,272.29		57,272.29	490.84	0.00	0.00	57,763.13
247	DC-CT Records Preservation	33,741.99		33,741.99	136.62	0.00	0.00	33,878.61
260	Law Library	61,891.90		61,891.90	1,461.43	(280.00)	0.00	63,073.33
305	Constable Forfeiture	10.62		10.62	0.00	0.00	0.00	10.62
Total Special Revenue Funds		\$ 1,934,865.37	\$ -	\$ 1,963,486.94	\$ 44,512.88	\$ (28,203.97)	(\$1,750.00)	\$ 1,978,045.85
OTHER FUNDS								
250	Right of Way	869,252.89		869,252.89	1,213.12	0.00	0.00	870,466.01
281	Community Supervision & Corr.	388,632.11		388,632.11	30,658.44	(36,158.90)	0.00	383,131.65
290	Juvenile Probation Department	2,219.74		2,219.74	42,311.00	(17,847.44)	0.00	26,683.30
892	Historical Commission	56,728.71		56,728.71	138.27	(336.17)	0.00	56,530.81
Total Other Funds		\$ 1,335,936.52	\$ -	\$ 1,316,833.45	\$ 74,320.83	\$ (54,342.51)	\$ -	\$ 1,336,811.77
TOTAL BUDGETED FUNDS		\$ 24,692,056.78	\$ 199.69	\$ 30,979,311.39	\$ 3,240,097.06	\$ (1,708,387.65)	\$ -	\$ 32,511,020.80
NON-BUDGETED AND NON-COUNTY FUNDS								
880	Treasurer's State Fees	564.28	(199.69)	364.59	31,643.15	0.00	0.00	32,007.74
891	Payroll Fund	374,950.52		374,950.52	0.00	9,269.78	0.00	384,220.30
999	Upper Sabine Valley Waste Mgmt	0.00		0.00	0.00	0.00	0.00	0.00
TOTAL NON-BUDGETED FUNDS		\$ 36,201.58	\$ (199.69)	\$ 375,315.11	\$ 31,643.15	\$ 9,269.78	\$ -	\$ 416,228.04
TOTAL CASH IN POOLED ACCOUNTS		\$ 24,728,258.36	\$ -	\$ 31,354,626.50	\$ 3,271,740.21	\$ (1,699,117.87)	\$ -	\$ 32,927,248.84
CASH IN BANK - POOLED CASH ACCOUNTS		0.00		0.00	0.00	0.00	0.00	0.00
890	AP Pooled Cash	987,671.31		987,671.31	1,590.24	(637,362.75)	790,000.00	1,141,898.80
890	Payroll Pooled Cash	888,643.50		888,643.50	1,058.32	(1,061,565.12)	1,075,000.00	903,136.70
890	Deposits Pooled Cash	11,961,777.30		11,961,777.30	3,241,353.03	0.00	(4,714,135.02)	10,488,995.31
890	CD Investments	7,363,138.71		7,363,138.71	13,226.45	0.00	1,750,001.00	9,126,366.16
890	CD Non-Depository	492,743.96		492,743.96	0.00	0.00	0.00	492,743.96
890	CDARS Investments	7,138,483.76		7,138,483.76	10,895.71	0.00	96,974.02	7,246,353.49
890	TexPool Pooled Investments	2,516,827.96		2,516,827.96	3,616.46	0.00	1,000,000.00	3,520,444.42
890	Jury Pooled Cash	5,340.00		5,340.00	0.00	(190.00)	2,160.00	7,310.00
TOTAL CASH IN BANK - POOLED CASH ACCOUNTS		\$ 24,728,258.36	\$ -	\$ 31,354,626.50	\$ 3,271,740.21	\$ (1,699,117.87)	\$ 0.00	\$ 32,927,248.84
		0.00		0.00	0.00	0.00	(0.00)	0.00

FILED FOR RECORD
 2020 MAY -5 PM 12:23
 KELLEY PRICE
 COUNTY CLERK, WOOD CO TX

FUND CODE	FUND NAME	CASH BALANCE			0.00		TRANSFER IN/(OUT)	Net Change	CASH BALANCE
		1/31/2020	RECLASSES	01/31/2020	RECEIPTS	DISBURSEMENTS			
CASH IN BANK - NON POOLED CASH ACCOUNTS - NON-BUDGETED, N									
BANKTEXAS ACCOUNTS									
200	Road & Bridge CD RRC Restricted	\$ 27,517.64		\$ 27,517.64	\$ 55.62	\$0.00	\$0.00	\$55.62	\$ 27,573.26
233	Sheriff's Forfeiture Fund (Budgeted)	3,276.41		3,276.41	0.00	0.00	-	0.00	3,276.41
401	Grant Fund	0.00		0.00	0.00	0.00	0.00	0.00	0.00
601	Interest & Sinking	26,520.59		26,520.59	63.75	0.00	0.00	63.75	26,584.34
895	Health Plan	324,220.47		324,220.47	218,291.92	(325,898.23)	0.00	(107,606.31)	216,614.16
895	Health Plan CD	822,158.36		822,158.36	1,467.23	0.00	0.00	1,467.23	823,625.59
895	Health Plan CDARS	531,794.59		531,794.59	943.95	0.00	0.00	943.95	532,738.54
898	MRP/DPC Clearing	2,515.07		2,515.07	5,857.14	(4,244.52)	0.00	1,612.62	4,127.69
	District Clerk Clearing	25,771.93		25,771.93	20,290.92	(26,924.93)	0.00	(6,634.01)	19,137.92
	JP1 Clearing	17,104.12		17,104.12	17,389.73	(19,779.12)	0.00	(2,388.39)	14,715.73
	JP2 Clearing	16,573.57		16,573.57	21,420.11	(17,863.57)	0.00	3,556.54	20,130.11
	JP3 Clearing	6,325.96		6,325.96	9,128.00	(8,042.46)	0.00	1,085.54	7,411.50
	JP4 Clearing	5,267.65		5,267.65	3,469.50	(5,463.65)	0.00	(1,994.15)	3,273.50
	Treasurer's Credit Card	0.00		0.00	0.00	0.00	0.00	0.00	0.00
TOTAL BANKTEXAS - NON POOLED CASH ACCOUNTS		\$ 1,551,025.18	\$ -	\$ 1,609,046.36	\$ 298,377.87	\$ (408,215.48)	\$0.00	\$ (109,837.61)	\$ 1,699,208.75
TEXPOOL ACCOUNTS									
601	Interest & Sinking	37,959.50		37,959.50	47.97	0.00	0.00	47.97	38,007.47
895	Health Plan	1,209.72		1,209.72	1.45	0.00	0.00	1.45	1,211.17
TOTAL TEXPOOL - NON POOLED CASH ACCOUNTS		\$ 39,062.64	\$ -	\$ 39,169.22	\$49.42	\$0.00	\$0.00	\$ 49.42	\$ 39,218.64
TOTAL CASH IN BANK - NON POOLED CASH ACCOUNTS		\$ 1,590,087.82	\$ -	\$ 1,848,215.58	\$ 298,427.29	\$ (408,215.48)	\$0.00	\$ (109,788.19)	\$ 1,738,427.39
TOTAL CASH IN BANK - ALL TREASURER'S ACCOUNTS		\$ 28,318,346.18	\$ -	\$ 33,202,842.08	\$ 3,570,167.50	\$ (2,107,333.35)	\$0.00	\$ 1,462,834.15	\$ 34,665,676.23

Miscellaneous Information 0.00 6,884,495.90

Indebtedness as of 2/29/2020: \$0.00 Certificate of Obligation: None
 RB Line of Credit-Railroad Commission \$25,000 CD Secured - Current Balance Available \$27,573

Bank Texas (including CDARS and ICS)	Cash Balance	\$ 30,613,269.21	
Non-Depository Investments	Cash Balance	492,743.96	
TexPool:	Cash Balance	3,559,663.06	
Total		\$ 34,665,676.23	0.00
Bank Texas Interest Income: Interest Rate .00%-1.45%		\$ 17,644.17	
Certificates of Deposit: Interest Rates Varies		15,500.19	
CDARS Interest Income		11,839.66	
TexPool Interest Income: Interest Rate 1.59%		3,665.88	
Total Interest Income		\$ 48,649.90	0.00

I, Becky S. Burford, County Treasurer, in and for the County of Wood, State of Texas, do hereby present the February 2020 Statement of Cash Accounts Activity, the attached Treasurer's Report of Cash Receipts and Disbursements, and the Report of Securities as true and correct statements, to the best of my knowledge, of accounts under the control of Wood County Treasurer and furthermore state that the fund balances are on deposit earning interest in accordance with the Wood County Investment Policy, earning interest in accordance with the Wood County Depository Contract.

Presented, examined, and accepted at the regular term of Commissioners Court on this the 5th day of May, 2020.

Becky S. Burford
 Becky S. Burford, Wood County Treasurer

Lucy Hebron
 Lucy Hebron, County Judge

Virgil Holland, Jr.
 Virgil Holland, Jr. Commissioner Precinct 1


Gregory Baskill
 Gregory Baskill, Commissioner Precinct 2

Mike Simmons
 Mike Simmons, Commissioner Precinct 3

Russell Becker
 Russell Becker, Commissioner Precinct 4

Tom Sellers
 Tom Sellers, Auditor

ATTEST:
Kelley Price
 Kelley Price, County Clerk



**WOOD COUNTY, TEXAS
 RECAP OF FUNDS BY BANK ACCOUNTS
 FOR THE MONTH ENDING FEBRUARY 29, 2020**

Fund	Beginning Cash Balance	M-T-D Receipts	M-T-D Disbursements	Transfers	Ending Balance	BankTexas Quitman	-----Allocation of Cash-----			Total Cash
							BankTexas CDARS	Non-Depository Banks	TexPool	
200 Road & Bridge CD Restricted	\$ 27,517.64	\$55.62	\$0.00	\$0.00	\$27,573.26	\$27,573.26	\$0.00	\$0.00	\$0.00	\$27,573.26
233 Sheriff Forfeiture Fund	3,276.41	0.00	0.00	0.00	3,276.41	3,276.41	0.00	0.00	0.00	3,276.41
401 Texas Comm. Dev. Program	0.00	0.00	0.00	0.00	0.00	0.00	0.00	0.00	0.00	0.00
601 Interest and Sinking	64,480.09	111.72	0.00	0.00	64,591.81	26,584.34	0.00	0.00	38,007.47	64,591.81
890 Pooled Funds	16,360,260.07	3,247,618.05	(1,699,117.87)	(1,846,975.02)	16,061,785.23	12,541,340.81	0.00	0.00	3,520,444.42	16,061,785.23
890 Pooled CDs	14,994,366.43	24,122.16	0.00	1,846,975.02	16,865,463.61	9,126,366.16	7,246,353.49	492,743.96	0.00	16,865,463.61
895 Health Plan Fund	325,430.19	218,293.37	(325,898.23)	0.00	217,825.33	216,614.16	0.00	0.00	1,211.17	217,825.33
895 Health Plan CDs	1,353,952.95	2,411.18	0.00	0.00	1,356,364.13	823,625.59	532,738.54	0.00	0.00	1,356,364.13
898 MRP/DPC Clearing	2,515.07	5,857.14	(4,244.52)	0.00	4,127.69	4,127.69	0.00	0.00	0.00	4,127.69
District Clerk Clearing	25,771.93	20,290.92	(26,924.93)	0.00	19,137.92	19,137.92	0.00	0.00	0.00	19,137.92
JP1 Clearing	17,104.12	17,389.73	(19,778.12)	0.00	14,715.73	14,715.73	0.00	0.00	0.00	14,715.73
JP2 Clearing	16,573.57	21,420.11	(17,863.57)	0.00	20,130.11	20,130.11	0.00	0.00	0.00	20,130.11
JP3 Clearing	6,325.96	9,128.00	(8,042.46)	0.00	7,411.50	7,411.50	0.00	0.00	0.00	7,411.50
JP4 Clearing	5,267.65	3,469.50	(5,463.65)	0.00	3,273.50	3,273.50	0.00	0.00	0.00	3,273.50
Treasurer's Credit Card	0.00	0.00	0.00	0.00	0.00	0.00	0.00	0.00	0.00	0.00
Grand Total	\$ 33,202,842.08	\$ 3,570,167.50	\$ (2,107,333.35)	\$ 0.00	\$ 34,665,676.23	\$ 22,834,177.18	\$ 7,779,092.03	\$ 492,743.96	\$ 3,559,663.06	\$ 34,665,676.23
				\$0.00						

FILED FOR RECORD
 2020 MAY -5 PM 12: 23
 NELLE PRIDE
 COUNTY CLERK, WOOD CO TX

WOOD COUNTY, TEXAS
COMBINED STATEMENT OF CASH ACCOUNTS ACTIVITY
FOR THE YEAR-TO-DATE THROUGH FEBRUARY 29, 2020

FUND CODE	FUND NAME	CASH BALANCE 9/30/2019	PRIOR-YEAR RECLASSES	REVISED CASH BALANCE 9/30/2019	RECEIPTS	DISBURSEMENTS	TRANSFER IN/(OUT)	Net Change	CASH BALANCE 2/29/2020
BUDGETED FUNDS									
OPERATING FUNDS									
100	General	\$ 17,643,914.94	\$ 22,646.27	\$ 17,666,561.21	\$ 12,661,321.05	\$ (7,991,416.73)	\$ 18,021.65	\$ 4,687,925.97	\$ 22,354,487.18
200	Road and Bridge Fund	5,186,642.47	(21,719.82)	5,164,922.65	4,493,545.45	(2,913,108.60)	(513.44)	1,579,923.41	6,744,846.06
270	Tobacco Settlement Fund	96,829.94	0.00	96,829.94	0.00	0.00	0.00	0.00	96,829.94
Total Operating Funds		\$ 22,927,387.35	\$ 926.45	\$ 22,928,313.80	\$ 17,154,866.50	\$ (10,904,525.33)	\$ 17,508.21	\$ 6,267,849.38	\$ 29,196,163.18
SPECIAL REVENUE FUNDS									
230	CC-Records Mgmt. & Preservation	752,598.26	0.00	752,598.26	62,475.38	(33,230.08)	0.00	29,245.30	781,843.56
231	General Records Mgmt. & Preservation	34,114.29	0.00	34,114.29	5,615.87	(2,201.26)	0.00	3,414.61	37,528.90
232	CC-Records Archive Fee	429,502.14	0.00	429,502.14	58,225.42	0.00	0.00	58,225.42	487,727.56
234	Courthouse Security	64,696.53	0.00	64,696.53	11,077.01	(2,649.86)	(8,750.00)	(322.85)	64,373.68
235	Hotel and Motel Tax	195,650.75	(38.45)	195,612.30	51,132.29	(53,174.65)	0.00	(2,042.36)	193,569.94
236	Child Welfare	5,522.70	0.00	5,522.70	2,647.42	(1,718.23)	0.00	929.19	6,451.89
238	Crime Victims Services	5,523.96	0.00	5,523.96	224.96	(26.06)	0.00	198.90	5,722.86
239	Justice Court Technology	70,441.62	(2,058.68)	68,382.94	4,096.23	(3,169.43)	0.00	926.80	69,309.74
240	DC-Records Mgmt & Preservation	26,556.48	0.00	26,556.48	1,637.60	(8,892.76)	0.00	(7,255.16)	19,301.32
241	JP Building Security Fee	26,354.99	2,058.68	28,413.67	1,014.65	(20,315.76)	0.00	(19,301.11)	9,112.56
242	Elections Special	60,101.64	0.00	60,101.64	1,329.43	0.00	0.00	1,329.43	61,431.07
243	Guardianship	56,987.44	0.00	56,987.44	2,523.15	0.00	0.00	2,523.15	59,510.59
244	CC-Technology	7,631.55	0.00	7,631.55	417.28	0.00	0.00	417.28	8,048.83
245	DC-Technology	17,805.12	0.00	17,805.12	1,582.54	0.00	0.00	1,582.54	19,387.66
246	DC-Records Archive Fee	54,873.51	0.00	54,873.51	2,889.62	0.00	0.00	2,889.62	57,763.13
247	DC-CT Records Preservation	32,780.01	0.00	32,780.01	1,098.60	0.00	0.00	1,098.60	33,878.61
260	Law Library	56,894.32	0.00	56,894.32	7,579.01	(1,400.00)	0.00	6,179.01	63,073.33
305	Constable Forfeiture	4,104.82	(838.00)	3,266.82	13.72	(3,931.32)	661.40	(3,256.20)	10.62
Total Special Revenue Funds		\$ 1,902,140.13	\$ (876.45)	\$ 1,901,263.68	\$ 215,580.18	\$ (130,709.41)	\$ (8,088.60)	\$ 76,782.17	\$ 1,978,045.85
OTHER FUNDS									
250	Right of Way	863,490.68	0.00	863,490.68	6,975.33	0.00	0.00	6,975.33	870,466.01
281	Community Supervision & Corr.	401,796.10	0.00	401,796.10	185,141.67	(203,944.00)	137.88	(18,664.45)	383,131.65
290	Juvenile Probation Department	(6,501.09)	0.00	(6,501.09)	174,947.00	(141,762.61)	0.00	33,184.39	26,683.30
892	Historical Commission	47,327.08	0.00	47,327.08	571.15	(1,367.42)	10,000.00	9,203.73	56,530.81
Total Other Funds		\$ 1,306,112.77	\$ -	\$ 1,306,112.77	\$ 367,635.15	\$ (347,074.03)	\$ 10,137.88	\$ 30,699.00	\$ 1,336,811.77
TOTAL BUDGETED FUNDS		\$ 26,135,640.25	\$ 50.00	\$ 26,135,690.25	\$ 17,738,081.83	\$ (11,382,308.77)	\$ 19,557.49	\$ 6,375,330.55	\$ 32,511,020.80
NON-BUDGETED AND NON-COUNTY FUNDS									
880	Treasurer's State Fees	70,725.78	(50.00)	70,675.78	162,106.06	(181,216.61)	(19,557.49)	(38,668.04)	32,007.74
891	Payroll Fund	355,320.23	(1,140.57)	354,179.66	0.00	30,040.64	0.00	30,040.64	384,220.30
999	Upper Sabine Valley Waste Mgmt	0.00	0.00	0.00	0.00	0.00	0.00	0.00	0.00
TOTAL NON-BUDGETED FUNDS		\$ 426,046.01	\$ (1,190.57)	\$ 424,855.44	\$ 162,106.06	\$ (151,175.97)	\$ (19,557.49)	\$ (8,627.40)	\$ 416,228.04
TOTAL CASH IN POOLED ACCOUNTS		\$ 26,561,686.26	\$ (1,140.57)	\$ 26,560,545.69	\$ 17,900,187.89	\$ (11,533,484.74)	\$ -	\$ 6,366,703.15	\$ 32,927,248.84
CASH IN BANK - POOLED CASH ACCOUNTS									
890	APP Pooled Cash	1,505,476.94	0.00	1,505,476.94	9,104.01	(5,499,682.15)	5,127,000.00	(363,578.14)	1,141,898.80
890	Payroll Pooled Cash	1,502,962.40	(1,140.57)	1,501,821.83	7,127.46	(6,025,812.59)	5,420,000.00	(598,685.13)	903,136.70
890	Deposits Pooled Cash	8,755,215.92	0.00	8,755,215.92	17,730,221.85	0.00	(15,996,442.46)	1,733,779.39	10,488,995.31
890	CD Investments	4,114,942.59	0.00	4,114,942.59	61,409.57	0.00	4,950,014.00	5,011,423.57	9,126,366.16
890	CD Non-Depository	492,178.22	0.00	492,178.22	3,565.74	0.00	(3,000.00)	565.74	492,743.96
890	CDARS Investments	8,682,910.47	0.00	8,682,910.47	70,874.56	0.00	(1,507,431.54)	(1,436,556.98)	7,246,353.49
890	TexPool Pooled Investments	1,502,559.72	0.00	1,502,559.72	17,884.70	0.00	2,000,000.00	2,017,884.70	3,520,444.42
890	Jury Pooled Cash	5,440.00	0.00	5,440.00	0.00	(7,990.00)	9,860.00	1,870.00	7,310.00
TOTAL CASH IN BANK - POOLED CASH ACCOUNTS		\$ 26,561,686.26	\$ (1,140.57)	\$ 26,560,545.69	\$ 17,900,187.89	\$ (11,533,484.74)	\$ 0.00	\$ 6,366,703.15	\$ 32,927,248.84

FILED FOR RECORD
 2020 MAY - 5 PM 12: 23
 HELLEY PRICE
 COUNTY CLERK, WOOD CO TX


FUND CODE	FUND NAME	PRIOR-YEAR		REVISED		RECEIPTS	DISBURSEMENTS	TRANSFER IN/(OUT)	Net Change	CASH BALANCE 2/29/2020
		CASH BALANCE 9/30/2019	RECLASSES	CASH BALANCE 10/01/2018						
CASH IN BANK - NON POOLED CASH ACCOUNTS - NON-BUDGE										
BANKTEXAS ACCOUNTS										
200	Road & Bridge CD RRC Restricted	\$ 27,299.82	\$ -	\$ 27,299.82	\$ 273.44	\$ -	\$ -	\$ -	\$ 273.44	\$ 27,573.26
233	Sheriff's Foriture Fund (Budgeted)	3,276.41	0.00	3,276.41	0.00	0.00	0.00	0.00	0.00	3,276.41
401	Grant Fund	0.00	0.00	0.00	0.00	0.00	0.00	0.00	0.00	0.00
601	Interest & Sinking	26,233.67	0.00	26,233.67	350.67	0.00	0.00	0.00	350.67	26,584.34
895	Health Plan	316,193.15	0.00	316,193.15	1,561,249.33	(1,360,827.32)	(300,001.00)	(99,578.99)	216,614.16	216,614.16
895	Health Plan CD	516,557.15	0.00	516,557.15	7,067.44	0.00	300,001.00	307,068.44	823,625.59	823,625.59
895	Health Plan CDARS	527,533.96	0.00	527,533.96	5,204.58	0.00	0.00	5,204.58	532,738.54	532,738.54
898	MRP/DPC Clearing	11,964.34	0.00	11,964.34	29,342.12	(37,178.77)	0.00	(7,836.65)	4,127.69	4,127.69
	District Clerk Clearing	22,120.01	0.00	22,120.01	153,412.28	(156,394.37)	0.00	(2,982.09)	19,137.92	19,137.92
	JP1 Clearing	17,807.75	0.00	17,807.75	79,550.02	(82,642.04)	0.00	(3,092.02)	14,715.73	14,715.73
	JP2 Clearing	13,091.03	0.00	13,091.03	79,722.56	(72,683.48)	0.00	7,039.08	20,130.11	20,130.11
	JP3 Clearing	8,067.27	0.00	8,067.27	39,303.80	(39,959.57)	0.00	(655.77)	7,411.50	7,411.50
	JP4 Clearing	4,479.50	0.00	4,479.50	27,797.12	(29,003.12)	0.00	(1,206.00)	3,273.50	3,273.50
	Treasurer's Credit Card	0.00	0.00	0.00	0.00	0.00	0.00	0.00	0.00	0.00
	TOTAL BANKTEXAS - NON POOLED CASH ACCOUN	1,494,624.06	\$ -	\$ 1,494,624.06	\$ 1,983,273.36	\$ (1,778,688.67)	\$ 0.00	\$ 204,584.69	\$ 1,699,208.75	
TEXPOOL ACCOUNTS										
601	Interest & Sinking	37,742.64	0.00	37,742.64	264.83	0.00	0.00	264.83	38,007.47	38,007.47
895	Health Plan	1,203.00	0.00	1,203.00	8.17	0.00	0.00	8.17	1,211.17	1,211.17
	TOTAL TEXPOOL - NON POOLED CASH ACCOUNTS	\$ 38,945.64	\$ -	\$ 38,945.64	\$ 273.00	\$ 0.00	\$ 0.00	\$ 273.00	\$ 39,218.64	
	TOTAL CASH IN BANK - NON POOLED CASH ACCOUNTS	\$ 1,533,569.70	\$ -	\$ 1,533,569.70	\$ 1,983,546.36	\$ (1,778,688.67)	\$ 0.00	\$ 204,857.69	\$ 1,738,427.39	
	TOTAL CASH IN BANK - ALL TREASURER'S ACCOUNTS	\$ 28,095,255.96	\$ (1,140.57)	\$ 28,094,115.39	\$ 19,883,734.25	\$ (13,312,173.41)	\$ 0.00	\$ 6,571,560.84	\$ 34,665,676.23	

Miscellaneous Information 0.00
 Indebtedness as of 2/29/2020: \$0.00 Certificate of Obligation: None
 RB Line of Credit-Railroad Commission \$25,000 CD Secured - Current Balance Available \$27,573


Bank Texas (including CDARS and ICS)	Cash Balance	\$ 30,613,269.21
Non-Depository Investments	Cash Balance	492,743.96
TexPool:	Cash Balance	3,559,663.06
Total		\$ 34,665,676.23
Bank Texas Interest Income:		\$ 66,138.19
Certificates of Deposit:		73,049.08
CDARS Interest Income:		76,079.14
TexPool Interest Income:		18,157.70
Total Interest Income		\$ 233,424.11

I, Becky S. Burford, County Treasurer, in and for the County of Wood, State of Texas, do hereby present the February 2020 Statement of Cash Accounts Activity, the attached Treasurer's Report of Cash Receipts and Disbursements, and the Report of Securities as true and correct statements, to the best of my knowledge, of accounts under the control of Wood County Treasurer and furthermore state that the fund balances are on deposit earning interest in accordance with the Wood County Investment Policy earning interest in accordance with the Wood County Depository Contract.


Presented, examined, and accepted at the regular term of Commissioners Court on this the 5 day of May 2020.




 Becky S. Burford, Wood County Treasurer




 Lucy Hebron, County Judge




 Virgil Holland, Jr. Commissioner Precinct 1




 Jerry Gaskill, Commissioner Precinct 2




 Mike Simmons, Commissioner Precinct 3




 Russell Acker, Commissioner Precinct 4



 Fern Sellars, Auditor



 Kelley Priddy, County Clerk



**WOOD COUNTY, TEXAS
RECAP OF FUNDS BY BANK ACCOUNTS
FOR THE YEAR-T0-DATE ENDING FEBRUARY 29, 2020**

Fund	Beginning Cash Balance	M-T-D Receipts	M-T-D Disbursements	Transfers	Ending Balance	BankTexas Quitman	-----Allocation of Cash-----			Total Cash
							BankTexas CDARS	Non-Depository Banks	TexPool	
200 Road & Bridge CD Restricted	\$ 27,299.82	\$273.44	\$0.00	\$0.00	\$27,573.26	\$27,573.26	\$0.00	\$0.00	\$0.00	\$27,573.26
233 Sheriff Forfeiture Fund	3,276.41	0.00	0.00	0.00	3,276.41	3,276.41	-	-	-	3,276.41
401 Texas Comm. Dev. Program	0.00	0.00	0.00	0.00	0.00	-	-	-	-	0.00
601 Interest and Sinking	63,976.31	615.50	0.00	0.00	64,591.81	26,584.34	-	-	38,007.47	64,591.81
890 Pooled Funds	13,270,514.41	17,764,338.02	(11,533,484.74)	(3,439,582.46)	16,061,785.23	12,541,340.81	-	-	3,520,444.42	16,061,785.23
890 Pooled CDs	13,290,031.28	135,849.87	0.00	3,439,582.46	16,865,463.61	9,126,366.16	7,246,353.49	492,743.96	-	16,865,463.61
895 Health Plan Fund	317,396.15	1,561,257.50	(1,360,827.32)	(300,001.00)	217,825.33	216,614.16	-	-	1,211.17	217,825.33
895 Health Plan CDs	1,044,091.11	12,272.02	0.00	300,001.00	1,356,364.13	823,625.59	532,738.54	-	-	1,356,364.13
898 MRP/DPC Clearing	11,964.34	29,342.12	(37,178.77)	0.00	4,127.69	4,127.69	-	-	-	4,127.69
District Clerk Clearing	22,120.01	153,412.28	(156,394.37)	0.00	19,137.92	19,137.92	-	-	-	19,137.92
JP1 Clearing	17,807.75	79,550.02	(82,642.04)	0.00	14,715.73	14,715.73	-	-	-	14,715.73
JP2 Clearing	13,091.03	79,722.56	(72,683.48)	0.00	20,130.11	20,130.11	-	-	-	20,130.11
JP3 Clearing	8,067.27	39,303.80	(39,959.57)	0.00	7,411.50	7,411.50	-	-	-	7,411.50
JP4 Clearing	4,479.50	27,797.12	(29,003.12)	0.00	3,273.50	3,273.50	-	-	-	3,273.50
Treasurer's Credit Card	0.00	0.00	0.00	0.00	0.00	-	-	-	-	0.00
Grand Total	\$ 28,094,115.39	\$ 19,883,734.25	\$ (13,312,173.41)	\$ 0.00	\$ 34,665,676.23	\$ 22,834,177.18	\$ 7,779,092.03	\$ 492,743.96	\$ 3,559,663.06	\$ 34,665,676.23
		0.00	0.00	0.00	0.00					

FILED FOR RECORD
 2020 MAY -5 PM 12: 23
 KELLEY PRIDE
 COUNTY CLERK, WOOD CO TX

SECURITIES PLEDGED TO WOOD COUNTY, TEXAS

Report as of February 29, 2020

Pledge Date	Description	CUSIP	Maturity Date	Current Par	Market Value 31-Jan-20	Market Value 29-Feb-20
02/07/2013	Arlington TX ISD	041826XC7	02/15/2020	Released 02/2020	100,202	Released 02/2020
02/09/2013	Ferris TX	31569CT3	03/01/2021	105,000	105,272	105,292
02/07/2013	Ferris TX	315669CU0	03/01/2022	110,000	110,278	110,298
08/27/2019	Carthage Tx	146717NZ2	08/15/2023	590,000	628,191	627,530
01/09/2019	Randall Co. TX	752278KH3	08/01/2025	415,000	456,151	456,550
08/19/2019	Pearson PL Raod Dist Tx	7051TAK9	08/15/2027	200,000	224,920	225,484
05/31/2017	Wylie-Ref Tx	983064TW6	02/15/2029	625,000	646,925	647,300
01/03/2018	FHLMC	3132LKA34	10/01/2030	2,096,776	2,196,747	2,168,993
	Fort Worth 15 High LTV	3132LKA34	10/01/2030	1,000,000	1,233,740	1,238,650
	Plano ISD-Bldg TX	727199YK1	02/15/2031	1,000,000	1,138,160	1,150,550
02/10/2020	Pleasant Grv ISD - Unref Tx	728292HV8	02/15/2031	350,000		368,767
01/04/2019	Denton Util Sys TX	249015C89 #2	12/01/2034	500,000	604,065	611,125
	FHLMC 20YR	3132J4AN9	01/01/2035	46,740	51,055	50,096
	Temple TX Indep Sch D TX	88081PC2	02/01/2035	1,000,000	1,115,190	1,122,460
	Conroe ISD - REF TX	208418F24	02/15/2035	1,000,000	1,139,490	1,151,480
	Waller ISD -REF TX	932493GN3	02/15/2035	1,000,000	1,116,580	1,136,350
	Waller ISD -REF TX	932493GN3	02/15/2035	1,000,000	1,116,580	1,136,350
01/04/2019	Newark Hgr Edu-A-REF TX	650346BN8	08/15/2035	500,000	548,190	550,615
10/02/2019	Longview- IMPT TX	543247Y53	09/01/2035	2,000,000	2,314,180	2,330,760
01/04/2019	Jourdanton ISD-GLDG TX	481124EA9	02/15/2036	535,000	635,516	638,127
11/15/2019	Crowley ISD-B-REF TX	228130DU1	08/01/2036	1,000,000	1,180,770	1,185,550
11/15/2019	San Antonio ISD-A-REF TX	796269XV5	08/01/2036	1,000,000	1,128,900	1,130,690
11/15/2019	Buda TX	118828HC9	08/15/2036	1,000,000	1,100,260	1,105,280
01/04/2019	Lubbock Cooper ISD TX	549108SC3	02/15/2037	530,000	596,499	609,076
01/03/2018	Conroe-A-CTFS Oblig TX	208399G82	03/01/2037	420,000	476,738	479,703
11/15/2019	Austin ISD TX	052430PT6	08/01/2037	1,115,000	1,344,467	1,359,441
11/15/2019	Hutto - CTFS Oblig Tx	448474PM2	08/01/2037	1,000,000	1,126,530	1,134,200
10/02/2019	Forney ISD-REF TX	346425BZ3	08/15/2037	1,255,000	1,511,923	1,520,294
				\$21,393,516	\$23,947,519	\$24,351,011

152,884

0
0
18,904,889
14,269,391

Total BankTexas Account Balances as of report date:

127% 171%

WOOD COUNTY, TEXAS
INVESTMENT ACTIVITY FOR FEBRUARY 29, 2020

CD ID	Description	Bank	Maturity Date	Original Principal	Purchases/Deposits	Interest Credited	Withdrawals	Current Balance	This Month's	Accrued
167	7485 DFC 12 MONTH	BTH	11/10/2020	\$ 500,000.00	\$ 543,934.72	\$ 947.04	\$ 544,881.76	\$ 642.66	Unpaid Interest	642.66
17	7507 DFC 12 MONTH	BTH	11/10/2020	\$ 250,000.00	\$ 271,867.37	\$ 473.52	\$ 272,440.89	\$ 321.33	Unpaid Interest	321.33
58	7522 HP 12 MONTH	HP	11/10/2020	\$ 125,000.00	\$ 131,590.18	\$ 142.06	\$ 131,732.24	\$ 96.39		96.39
58	182 DFC 365 DAY	CNB	10/15/2020	\$ 124,200.00	\$ 119,937.52	\$ 0.00	\$ 119,937.52	\$ 112.27		112.27
59	183 DFC 365 DAY	CNB	10/15/2020	\$ 125,750.00	\$ 125,758.34	\$ 0.00	\$ 125,758.34	\$ 116.38		116.38
60	884 DFC 365 DAY	FNBW	10/16/2020	\$ 117,500.00	\$ 123,524.05	\$ 0.00	\$ 123,524.05	\$ 151.49		151.49
61	885 DFC 365 DAY	FNBW	10/16/2020	\$ 117,500.00	\$ 123,524.05	\$ 0.00	\$ 123,524.05	\$ 151.49		151.49
96	1418 365 DAY	DPC	12/31/2020	\$ 500,000.00	\$ 533,370.53	\$ 868.74	\$ 534,239.27	\$ 60.01		60.01
123	CD 24 month	BTH	08/13/2020	\$ 500,000.00	\$ 540,130.48	\$ 1,009.23	\$ 541,139.71	\$ 587.09		587.09
123	CD 24 month	BTH	08/13/2020	\$ 500,000.00	\$ 540,130.48	\$ 1,009.23	\$ 541,139.71	\$ 587.09		587.09
124	CD 24 month	BTH	08/13/2020	\$ 500,000.00	\$ 540,130.48	\$ 1,009.23	\$ 541,139.71	\$ 587.09		587.09
1981	CDARS 30 Month	BTH	02/08/2020	\$ 750,000.00	\$ 802,780.72	\$ 245.26	\$ 803,025.98	\$ 0.00		0.00
1982	CDARS 30 Month	BTH	02/08/2020	\$ 750,000.00	\$ 802,780.72	\$ 245.26	\$ 803,025.98	\$ 0.00		0.00
1991	CDARS 30 Month	BTH	03/19/2020	\$ 750,000.00	\$ 800,692.17	\$ 1,464.48	\$ 802,156.65	\$ 0.00		0.00
1992	CDARS 30 Month	BTH	03/19/2020	\$ 750,000.00	\$ 800,692.17	\$ 1,464.48	\$ 802,156.65	\$ 0.00		0.00
2001	CDARS 30 Month	BTH	04/30/2020	\$ 750,000.00	\$ 799,232.79	\$ 488.16	\$ 799,720.95	\$ 0.00		0.00
2011	CDARS 30 Month	BTH	04/30/2020	\$ 750,000.00	\$ 799,232.79	\$ 488.16	\$ 799,720.95	\$ 0.00		0.00
202H	CDARS 30 Month	BTH	06/11/2020	\$ 750,000.00	\$ 797,202.42	\$ 1,458.10	\$ 798,660.52	\$ 0.00		0.00
203G & H	CDARS 30 Month	BTH	06/11/2020	\$ 750,000.00	\$ 797,202.42	\$ 1,458.10	\$ 798,660.52	\$ 0.00		0.00
204G & H	CDARS 30 Month	HP	08/06/2020	\$ 250,001.00	\$ 264,898.65	\$ 455.79	\$ 265,354.44	\$ 0.00		0.00
205G & H	CDARS 30 Month	BTH	08/06/2020	\$ 250,001.00	\$ 264,898.65	\$ 455.79	\$ 265,354.44	\$ 0.00		0.00
206C	CDARS 30 Month	BTH	08/06/2020	\$ 750,008.00	\$ 774,240.55	\$ 606.75	\$ 774,847.30	\$ 0.00		0.00
207C	CDARS 30 Month	BTH	09/17/2020	\$ 750,009.00	\$ 774,241.55	\$ 606.75	\$ 774,848.31	\$ 0.00		0.00
208	CD DPC 12 MONTH	BTH	09/17/2020	\$ 850,000.00	\$ 868,518.87	\$ 1,735.37	\$ 870,254.24	\$ 168.27		168.27
209	CD DPC 12 MONTH	BTH	09/17/2020	\$ 850,001.00	\$ 868,514.90	\$ 1,735.38	\$ 870,250.28	\$ 168.27		168.27
210	CD HP 12 MONTH	HP	09/17/2020	\$ 300,000.00	\$ 303,004.91	\$ 612.48	\$ 303,617.39	\$ 59.39		59.39
211	CD 24 month	BTH	10/03/2021	\$ 500,002.00	\$ 502,990.03	\$ 875.06	\$ 503,865.09	\$ 791.75		791.75
212	CD 24 month	BTH	10/03/2021	\$ 500,003.00	\$ 502,991.03	\$ 875.06	\$ 503,866.09	\$ 791.75		791.75
213	CD 12 month	BTH	10/03/2020	\$ 850,002.00	\$ 864,401.63	\$ 1,487.60	\$ 865,889.23	\$ 1,345.97		1,345.97
214	CD 24 month	BTH	10/31/2021	\$ 500,003.00	\$ 502,591.03	\$ 818.60	\$ 503,409.63	\$ 56.54		56.54
215	CD 12 month	BTH	10/31/2020	\$ 850,003.00	\$ 864,402.64	\$ 1,391.62	\$ 865,794.26	\$ 96.13		96.13
216	CD 12 month	HP	10/31/2020	\$ 300,001.00	\$ 301,553.81	\$ 491.16	\$ 302,044.97	\$ 33.92		33.92
217	CDARS 24 Month	BTH	02/02/2022	\$ 800,000.00	\$ 900,000.00	\$ 859.70	\$ 900,859.70	\$ 343.82		343.82
218	CD 18 month	BTH	08/21/2021	\$ 875,000.00	\$ 875,000.00	\$ 0.00	\$ 875,000.00	\$ 0.00		0.00
219	CD 18 month	BTH	08/21/2021	\$ 875,001.00	\$ 875,001.00	\$ 0.00	\$ 875,001.00	\$ 0.00		0.00
219	CD 18 month	DPC	03/26/2020	\$ 25,000.00	\$ 27,517.64	\$ 55.62	\$ 27,573.26	\$ 8.98		8.98
Total CDs				\$ 18,360,970.00	\$ 16,375,837.02	\$ 2,650,001.00	\$ 26,588.96	\$ (803,025.98)	\$ 18,249,401.00	\$ 7,050.11
Total SWEETS				\$ 14,254,296.51	\$ 4,823,371.49	\$ 16,808.65	\$ (6,476,611.44)	\$ 12,617,865.18	\$ 34,426,929.24	\$ 100.00%
Health Plan		BTH	Daily	n/a	483,827.42	483.39	(397,700.14)	282,084.11	n/a	n/a
Payroll Cash		BTH	Daily	n/a	923,621.17	1,058.32	(1,061,362.74)	935,408.13	n/a	n/a
Accounts Payable Cash		BTH	Daily	n/a	1,511,748.99	1,590.24	(648,470.39)	1,548,391.27	n/a	n/a
Deposit Pooled Cash		BTH	Daily	n/a	11,335,639.93	2,861,744.21	(13,616.70)	(4,359,078.17)	9,841,981.67	n/a
Insured Cash Sweeps Accounts										
Total Pools				\$ 2,555,997.18	\$ 1,000,000.00	\$ 3,665.88	\$ -	\$ 3,665.88	\$ 3,665.88	\$ 100.00%
Health Plan		HP	HP	1,209.72	1.45	1.45	1,211.17	n/a	n/a	n/a
Interest & Sweeps		TP	TP	37,998.50	47.97	47.97	38,007.47	n/a	n/a	n/a
Deposit Pooled Cash		DPC	DPC	2,516,827.96	1,000,000.00	3,616.46	3,520,444.42	n/a	n/a	n/a
Total Investments				\$ 33,166,130.71	\$ 8,473,372.46	\$ 47,063.49	\$ (7,279,637.42)	\$ 34,426,929.24	\$ 7,050.11	\$ 7,369.73
Total WAM day				149						
Investments By Type										
BT - Traditional CD				\$ 9,949,991.75					28.90%	
BT - CDARS				1,779,092.03					22.60%	
Non-Deposit CD				492,743.96					1.43%	
BT-Rescued CD				27,573.26					0.08%	
BT-ICS				12,617,865.18					36.65%	
Money Market Accts				0.00					0.00%	
Pools				3,559,663.06					10.34%	
Total				\$ 34,426,929.24					100.00%	

I have submitted the above report in addition to attached Supplemental Investment Schedule as the written report of Investment Transactions for all Invested Funds held by Wood County Treasurer for period shown above and certify that these investments are in accordance with the local investment policy and Public Funds Investment Act.

Becky S. Burford, Wood County Treasurer
04/14/2020

Note: BT - BankTexas is the county's placement bank for both CDARS and ICS accounts into other FDIC covered banks. For bank details use Supplemental Investment Schedule.
* Does not include in-transit items which can be either positive or negative.

FILED FOR RECORD
2020 MAY -5 PM 12:23
KELLEY PRICE
COUNTY CLERK, WOOD CO TX

WOOD COUNTY, TEXAS

**Supplement Investment Schedule
Summary of FDIC-Insured Institutions
Outside of Depository Bank
February 28,2020**

FILED FOR RECORD
2020 MAY -5 PM 12:23
JELLY PRICE
COUNTY CLERK, WOOD CO TX

Bank	Location	Balance	Reference		
City National Bank	Quitman, TX	\$ 245,695.86	CD 58& 59		
First National Bank-W	Winnboro, TX	247,048.10	CD 60& 61		
CUSB Bank	Cresco, IA	248,138.78	CDARS#198-2I	492,743.96	Local CD
Isreal Discount Bank o	New York City, NY	16,038.94	CDARS#198-2I	7,779,092.03	Insured Cash Sweeps
PlainsCapital Bank	Lubbock, TX	41,700.26	CDARS#198-2I	12,617,865.18	CDARS
Seaside National Bank	Orlando, FL	248,138.78	CDARS#198-2I	\$ 20,889,701.17	
Tri-State Capital Bank	Pittsburgh, PA	248,138.78	CDARS#198-2I		
Champlain National B	Elizabethtown, NY	99,440.56	CDARS#199I		
Merchants Bank, Natio	Winona, MN	248,138.78	CDARS#199I		
PlainsCapital Bank	Lubbock, Tx	206,438.53	CDARS#199I		
Select Bank & Trust C	Dunn, NC	248,138.78	CDARS#199I		
Champlain National B	Elizabethtown, NY	85,394.11	CDARS#200I		
The Park National Ban	Newark, Oh	181,989.99	CDARS#200I		
Amarillo National Bank	Amarillo, TX	200,494.94	CDARS#201I		
Bank of the West	San Francisco, CA	247,981.83	CDARS#201I		
Isreal Discount Bank o	New York City, NY	25,048.67	CDARS#201I		
Mauch Chunk Trust Co	Jim Thorpe, PA	79,181.97	CDARS#201I		
Virginia Commonweal	Richmond, VA	247,981.83	CDARS#201I		
Amarillo National Bank	Amarillo, TX	47,634.14	CDARS#202H		
Bank of America, N. A	Charlotte, NC	4,774.01	CDARS#202H		
CIBC Bank USA	Chicago, IL	248,750.79	CDARS#202H		
First National Bank	Damariscotta, ME	248,750.79	CDARS#202H		
Kentucky Bank	Paris, KY	248,750.79	CDARS#202H		
BOKF, National Assoc	Tulsa, OK	70,021.52	CDARS#203H		
First Interstate Bank	Billings, MT	230,345.82	CDARS#203H		
Katahdin Trust Compa	Patten, ME	247,850.13	CDARS#203H		
TowneBank	Portsmouth, VA	247,850.13	CDARS#203H		
First Interstate Bank	Billings, MT	17,504.31	CDARS#204H		
Valley National Bank	Wayne, NJ	247,850.13	CDARS#204H		
Bank of America, N. A	Charlotte, NC	243,093.41	CDARS#205H		
BOKF, National Assoc	Tulsa, OK	177,828.61	CDARS#205H		
Emigrant Bank	New York City, NY	127,296.48	CDARS#205H		
Live Oak Banking Cor	Wilmington, NC	247,850.13	CDARS#205H		
Atlantic Union Bank	Richmond, VA	247,092.25	CDARS#206C		
City Bank	Odessa, TX	19,390.41	CDARS#206C		
Columbia State Bank	Tacoma, WA	247,092.25	CDARS#206C		
Landmark Bank	Columbia, MO	247,092.25	CDARS#206C		
Parke Bank	Sewell, NJ	14,180.14	CDARS#206C		
Citizens Business Ban	Ontario, CA	1,994.34	CDARS#207C		
Liberty Bank & Trust C	New Orleans, LA	247,092.25	CDARS#207C		
CIT BANK, N.A.	Omaha, NE	50,967.64	CDARS#207C		
City Bank	Odessa, TX	227,701.83	CDARS#207C		
Western Alliance Bank	Phoenix, AZ	247,092.25	CDARS#207C		
Capstar Bank	Nashville, TN	241,230.21	CDARS#217		
First Arkansas Bank a	Jacksonville, AR	177,169.07	CDARS#217		
First Resource Bank	Exton, Pa	241,230.21	CDARS#217		
MainStreet Bank	Fairfax, VA	241,230.21	CDARS#217		
3931 Alerus Finanacial, N. A	Grand Forks, ND	225.91	ICS-DPC		
6959 Ballston Spa National	Ballston Spa, NY	245,284.29	ICS-DPC		
5170 Bank Midwest	Spirit Lake, IA	245,284.31	ICS-DPC		
110 Bank OZK	Little Rock, AR	252.83	ICS-DPC		
26610 Bank of Hope	Los Angeles, CA	225.90	ICS-DPC		
18012 Bank of New Hampshi	Laconia, NH	40.48	ICS-DPC		
19581 Bell Bank	Fargo, ND	245,284.31	ICS-DPC		
23621 Berkshire Bank	Pittsfield, MA	245,284.31	ICS-DPC		
12923 Bremer Bank, Nationa	South St. Paul, MN	188,379.81	ICS-DPC		
11241 Centennial Bank	Conway, AR	245,284.32	ICS-DPC		
17735 City National Bank of	Charleston WV	245,220.40	ICS-DPC		
10146 Commonwealth Bank	Louisville, KY	245,284.30	ICS-DPC		
30903 Community Bank of th	Waldorf, MD	146.10	ICS-DPC		
34742 EagleBank	Bethesda, MD	245,269.62	ICS-DPC		
31628 East West Bank	Pasadena, CA	204.52	ICS-DPC		

WOOD COUNTY, TEXAS				
Supplement Investment Schedule				
Summary of FDIC-Insured Institutions				
Outside of Depository Bank				
February 28, 2020				
	Bank	Location	Balance	Reference
32773	Eastern Ba	BOSTON, Boston, MA	136.30	ICS-DPC
58696	FVCbank	Fairfax, VA	68.20	ICS-DPC
1291	Farmers Bank & Trust	Magnolia, AR	245,284.31	ICS-DPC
58647	First Foundation Bank	Irvine, CA	245,284.31	ICS-DPC
4977	First Horizon Bank	Memphis, TN	155.80	ICS-DPC
3705	First Mid Bank & Trust	Mattoon, IL	58.41	ICS-DPC
59017	First Republic Bank	San Francisco, CA	245,284.32	ICS-DPC
4239	First United Bank And	Durant, OK	68.14	ICS-DPC
58564	Flushing Bank	Uniondale, NY	245,284.31	ICS-DPC
58714	Franklin Synergy Bank	Franklin, TN	244,159.68	ICS-DPC
7551	Fulton Bank, N.A.	Lancaster, PA	245,284.31	ICS-DPC
14650	Hills Bank and Trust C	Hills, IA	245,284.30	ICS-DPC
3664	INB	Springfield, IL	245,194.73	ICS-DPC
28100	Iberiabank	Lafayette, LA	245,284.31	ICS-DPC
3076	Independent Bank-Mc	McKinney, TX	245,284.31	ICS-DPC
27811	Independent Bank	Ionia, MI	245,284.31	ICS-DPC
27210	InterBank	Oklahoma City, OK	245,284.31	ICS-DPC
58243	John Marshall Bank	Reston, VA	245,284.30	ICS-DPC
8056	Merchants Bank of Ind	Carmel IN	245,284.31	ICS-DPC
30776	MetaBank	Sioux Falls, SD	31.09	ICS-DPC
33458	Monona State Bank	Monona, WI	225.91	ICS-DPC
18429	Morton Community Ba	Morton, IL	170.99	ICS-DPC
34726	New Mexico Bank & T	Albuquerque, NM	245,223.95	ICS-DPC
16022	New York Community	Westbury, NY	245,284.32	ICS-DPC
18143	Oconee State Bank	Watkiinsville, GA	132.02	ICS-DPC
24045	Pacific Western Bank	Beverly Hills, CA	186.93	ICS-DPC
131	Seacoast National Bar	Stuart, FL	245,284.30	ICS-DPC
58463	SmartBank	Pigeon Forge, TN	245,284.31	ICS-DPC
4832	Shore United Bank	Easton, MD	245,284.31	ICS-DPC
57348	Southeast Bank	Farragut, TN	245,123.64	ICS-DPC
30337	Sterling National Bank	Montebello, NY	245,284.29	ICS-DPC
57311	Stifel Bank and Trust	Saint Louis, MO	106,262.50	ICS-DPC
59112	Studio Bank	Nashville, TN	245,284.31	ICS-DPC
57706	Summit Bank	Eugene, OR	245,241.73	ICS-DPC
873	Synovus Bank	Columbus, GA	245,284.32	ICS-DPC
28330	TCF National Bank	Sioux Falls, SD	245,284.31	ICS-DPC
11866	The Bryn Mawr Trust C	Bryn Mawr, PA	41.42	ICS-DPC
4697	The First National Ban	Hutchinson, KS	168.61	ICS-DPC
4016	The First National Ban	Sioux Falls, SD	225.91	ICS-DPC
6560	The Huntington Nation	Columbus, OH	245,284.32	ICS-DPC
19608	The Park Bank	Madison, WI	245,284.07	ICS-DPC
9846	Truist Bank	Charlotte, NC	245,284.32	ICS-DPC
13421	Union Bank & Trust	Lincoln, NE	245,270.57	ICS-DPC
22858	United Bank - Fairfax	Fairfax, VA	245,284.32	ICS-DPC
10958	United Prairie Bank	Mountain Lake, MN	88.33	ICS-DPC
34755	Virginia National Bank	Charlottesville, VA	245,252.19	ICS-DPC
110	Bank OZK	Little Rock, AR	245,031.48	ICS-AP
18012	Bank of New Hampshi	Laconia, NH	23.98	ICS-AP
12923	Bremer Bank, National	South St. Paul, MN	76,816.91	ICS-AP
33510	East Boston Savings B	Peabody, MA	245,226.88	ICS-AP
58696	FVCbank	Fairfax, VA	16.07	ICS-AP
30895	Fidelity Bank	Wichita, KS	245,284.30	ICS-AP
58714	Franklin Synergy Bank	Franklin, TN	8.52	ICS-AP
28670	Guaranty Bank	Springfield, MO	245,284.32	ICS-AP
29012	Heritage Bank	Olympia, WA	245,284.30	ICS-AP
3664	INB	Springfield, IL	3.47	ICS-AP
4063	MidFirst Bank	Oklahoma City, OK	245,284.31	ICS-AP
35583	Pinnacle Bank	Nashville, TN	27.80	ICS-AP
4697	The First National Ban	Hutchinson, KS	74.11	ICS-AP
13421	Union Bank & Trust	Lincoln, NE	9.73	ICS-AP
10958	Union Prairie Bank	Mountain Lake, MN	15.09	ICS-AP
30903	Community Bank of th	Waldorf, MD	3.68	ICS-HP
58696	FVCbank	Fairfax, VA	91.84	ICS-HP
58714	Franklin Synergy Bank	Franklin, TN	1,082.31	ICS-HP
35583	Pinnacle Bank	Nashville, TN	245,248.85	ICS-HP
10958	United Prairie Bank	Mountain Lake, MN	45,657.43	ICS-HP
18012	Bank of New Hampshi	Laconia, NH	245,207.94	ICS-PAY
12923	Bremer Bank, National	South St. Paul, MN	19.41	ICS-PAY

WOOD COUNTY, TEXAS				
Supplement Investment Schedule				
Summary of FDIC-Insured Institutions				
Outside of Depository Bank				
February 28, 2020				
	Bank	Location	Balance	Reference
17735	City National Bank of V	Charleston, WV	54.14	ICS-PAY
30903	Community Bank of th	Waldorf, MD	72.57	ICS-PAY
33510	East Boston Savings B	Peabody, MA	57.43	ICS-PAY
58696	FVCbank	Fairfax, VA	43.75	ICS-PAY
58714	Franklin Synergy Bank	Franklin TN	33.45	ICS-PAY
15289	Great Western Bank	Watertown, SD	245,284.32	ICS-PAY
3664	INB	Springfield, IL	86.10	ICS-PAY
18429	Morton Community Ba	Morton, IL	245,113.32	ICS-PAY
18143	Oconee State Bank	Watkinsville, GA	24.26	ICS-PAY
11866	The Bryn Mawr Trust C	Bryn Mawr, PA	20.96	ICS-PAY
4697	The First National Ban	Hutchinson, KS	2.64	ICS-PAY
19608	The Park Bank	Madison, WI	0.24	ICS-PAY
10958	United Prairie Bank	Mountain Lake, MN	199,387.60	ICS-PAY
			\$ 20,889,701.17	